



SCHOLAR SUCCESS GUIDE GRADE 09

A program of the **Indiana Commission for Higher Education**



FREE RESOURCES FOR SCHOLAR PARENTS

YOU want the best for your child, so we've got your back.

Your Next Step is there to support Hoosiers like you. Whether you are ready to start a new career, looking to advance your education or skills, or are seeking basic financial aid help and support, we're here for you. Visit YourNextStepIN.org to get connected to:

- **Employment Opportunities**
- **Career Advice and Coaching**
- **Other support**

Looking for more education? You may qualify for the Adult Student Grant to go back to school part time, or you can earn a short-term certificate through the Workforce Ready Grant. The Workforce Ready Grant pays full tuition for short-term, high-value certificates in:

- **Advanced Manufacturing**
- **Building and Construction**
- **Health and Life Sciences**
- **Information Technology**
- **Business Services**
- **Transportation and Logistics**

To learn more about the Workforce Ready Grant and eligible programs, visit **NextLevelJobs.org**. To learn more about the Adult Student Grant, visit **www.che.in.gov/adultstudentgrant**.



09 PARENTS of Scholars

As a 21st Century Scholar, your child must successfully complete the Scholar Success Program.

What is the Scholar Success Program?

The Scholar Success Program (SSP) is a set of **12** activities for your child to complete in high school designed to prepare them for college and career success and keep them on track for their 21st Century Scholarship.

What is ScholarTrack?

ScholarTrack is the tool for Scholars to track completion of SSP activities. These activities must be completed and logged in by June 30 of your child's graduation year. Learn more about the SSP activities, and create a ScholarTrack account with your child using the QR code:

Visit ScholarTrack



<https://learnmoreindiana.org/scholars>

How can I help my Scholar?

Read through this guide with your Scholar, and make a plan together for finishing this year's activities.

21st CENTURY SCHOLAR PLEDGE REQUIREMENTS

As a 21st Century Scholar, you have taken the Scholar Pledge to meet the following requirements:

- ✓ Complete the Scholar Success Program in high school and in college, which includes activities each year to help you stay on track for college and career success. The chart below shows the 12 activities that you must complete by high school graduation.
- ✓ Graduate from a state-accredited high school with a minimum of a Core 40 diploma and a cumulative grade point average (GPA) of at least 2.5 on a 4.0 scale.
- ✓ File the Free Application for Federal Student Aid (FAFSA) by April 15 as a high school senior and each year thereafter until you graduate from college.
- ✓ Apply to an eligible Indiana college as a high school senior, and enroll in college as a full-time student within one year of high school graduation.
- ✓ Maintain Satisfactory Academic Progress (SAP) standards established by your college.
- ✓ Complete 30 credit hours each year you are in college to stay on track toward earning your degree on time.
- ✓ Do not use illegal drugs, commit a crime or delinquent act or consume alcohol before reaching the legal drinking age.
- ✓ All grade-level activities must be completed by June 30 following the end of the school year.



The Scholar Success Program includes activities that will help you stay on track for college and career success.

GRADE		REQUIRED ACTIVITIES	
09	Create a Graduation Plan ¹	Participate in an Extracurricular or Service Activity	Watch "Paying for College 101"
10	Take a Career Interests Assessment	Get Workplace Experience ²	Watch "Estimate Your College Costs"
11	Visit a College Campus	Take a College Entrance Exam (ACT or SAT)	Search for Scholarships ³
12	Submit Your College Application	Watch "College Success 101"	File Your FAFSA

1. Plan should be updated annually to keep students on track for high school graduation and college admission.

2. Includes job shadowing, internship, part-time employment, interviewing a professional or related experience linked to a student's career aspirations.

3. Includes any additional scholarship opportunities beyond the 21st Century Scholarship.

GRADE 9 CHECKLIST

What steps must you take now to achieve your goals?

In 9th grade, your SSP requirements will put you on the right track to start off high school strong.

In the next few pages, we'll walk you through each activity and provide additional resources to help you complete them successfully!



Create Your Graduation Plan

Based on your career plans and the type of Core 40 diploma you plan to pursue, map out a four-year high school plan with your school counselor.



Participate in an Extracurricular or Service Activity

Choose one or two activities to focus on during high school. These experiences help prepare you for college, explore career interests and meet new people.



Watch the “Paying For College 101” Video

Find out what costs are involved with college and how to save for it! The 21st Century Scholarship covers up to four years of tuition, but there are additional expenses such as books, housing and supplies.

STAY ON TRACK WITH SCHOLARTRACK

ScholarTrack is the online tool to guide you through the SSP. You can log your activities throughout high school and college and find resources to help you complete the requirements.

Keep your contact information updated

Each year, you will receive information and resources to help you stay on track. If your contact or school information changes, log in to your ScholarTrack account and make the necessary updates.

Don't have a computer?

If you do not have a computer with internet access at home, use a computer at school, a public library, friend's house or talk to a family member or teacher/counselor for help finding internet access. ScholarTrack is also available on your smartphone.



GRADE 9

[LEARN MORE →](#)

- ✓ Complete Your Graduation Plan
Completed ✓ | [View questionnaire →](#)
- ✓ Participate in an Extra-Curricular or Service Activity
Completed ✓ | [View questionnaire →](#)
- ✓ Watch "Playing for College 101"
Completed ✓ | [View questionnaire →](#)

GRADE 10

[LEARN MORE →](#)

- ✓ Take a Career Interest Assessment
Completed ✓ | [View questionnaire →](#)
- ✓ Get Workplace Experience
Completed ✓ | [View questionnaire →](#)
- ✓ Watch "Estimate Your College Costs"
Completed ✓ | [View questionnaire →](#)

GRADE 11

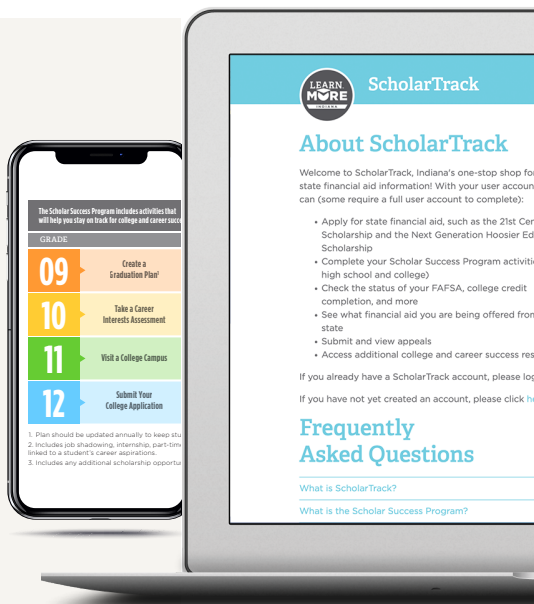
[LEARN MORE →](#)

- ✓ Make a College Campus Visit
Completed ✓ | [View questionnaire →](#)
- ✓ Take a College Entrance Exam (ACT/SAT)
Completed ✓ | [View questionnaire →](#)
- ✓ Search for Scholarships
Completed ✓ | [View questionnaire →](#)

GRADE 12

- ✓ Submit Your College Application
Completed ✓ | [View questionnaire →](#)
- ✓ Watch "College Success 101"
Completed ✓ | [View questionnaire →](#)

GET STARTED ON SCHOLARTRACK



ScholarTrack.IN.gov

GET STARTED

Go to ScholarTrack.IN.gov. Register for an account and select “I am a student.” Students should be ready to enter their name, date of birth, email address and Social Security Number (SSN), Student Testing Number (STN), or Scholar ID.

CREATE AN ACCOUNT

Students can create a full or limited account.

1. **Full account –**
Requires a SSN or STN and allows full ScholarTrack access.
2. **Limited account –**
Requires a Scholar ID and grants access to log SSP activities. You can upgrade to a full account at any time.

START TRACKING

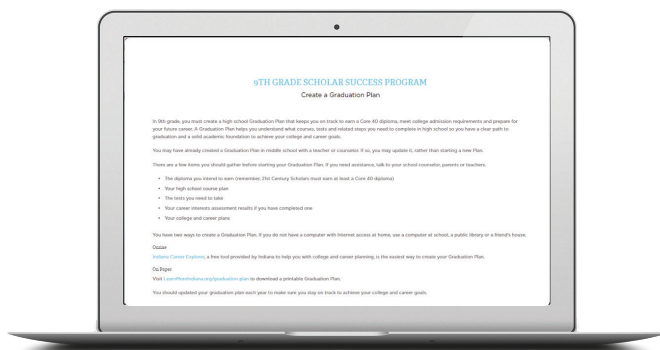
Check your email to make your password. From the dashboard, select “Checklist,” and then click on “9th Grade.”

Create Your Graduation Plan

In 9th grade, create a high school graduation plan that keeps you on track to earn a Core 40 diploma, complete Graduation Pathway requirements, meet college requirements and achieve your career goals.

What is a graduation plan?

- A graduation plan helps you understand what courses, tests and requirements you need to complete high school.
- Your school counselor may have already helped you create one when scheduling classes and deciding on which Core 40 diploma you would pursue.



Download a printer-friendly PDF of the Graduation Plan



Scholars.IN.gov/GradPlan

Get started

The easiest way for you to keep your graduation plan up to date is by using Indiana Career Explorer, a free tool provided by the State of Indiana to help you with college and career planning.

- 1. LOG IN** to **ScholarTrack.IN.gov** and select “Checklist” on the homepage.
- 2. CLICK** on “Complete Your Graduation Plan” to create your graduation plan.
- 3. CREATE** your graduation plan. Fill out as much as you can and then log back in whenever you have updates.

Complete the requirement



<https://learnmoreindiana.org/scholars>



Participate in an Extracurricular or Service Activity

Getting involved in these activities during high school is a great way to prepare for college, explore your interests and make friends.

What are extracurricular and service activities, and why are they important?

Schools offer activities outside of regular schoolwork like:

- Choir
- Band
- Athletics
- Newspaper
- School yearbook
- Student council
- And many more clubs!

You can also choose an activity that is focused on service. Check your local youth organizations, places of worship, community centers and your school, for activities that you can volunteer at.

Students involved in extracurricular and service activities learn how to manage their time and demonstrate to others that they are involved members of the community which will help them stand out on college applications.

Choosing an activity

- Consider your interests and skills.
- Explore activities that match with the careers you're thinking about.
- Find out the requirements of the activity.
- Not sure how to get involved? Talk to your school counselor, teacher or family member.
- Remember – schoolwork should remain your focus.

Get started

1. **LOG IN** to **ScholarTrack.IN.gov** and select “Checklist” on the homepage.
2. **CLICK** on “Participate in an Extracurricular or Service Activity” and view the questions you’ll need to answer about your activity.



Complete the requirement



<https://learnmoreindiana.org/scholars>

Did you know?

If you're unable to complete an extracurricular or service activity in person, you can complete this requirement virtually. **Visit [Scholars.IN.gov/students/high-school/#9th-grade](https://scholars.in.gov/students/high-school/#9th-grade)** for ideas and for more information.


09 Watch the “Paying for College 101” Video

“Paying for College 101” will help you and your family understand what you need to know about your 21st Century Scholarship and other financial aid options to help pay for college.

What college expenses do I need to plan for?

- **Tuition:** The cost of instruction at the institution per semester.
- **Room and Board:** Rent for dorm rooms, an apartment or a house with roommates.
- **Transportation:** Gas for car, bus pass, bicycle, etc.
- **Books and supplies:** Cost and fees for books and class materials.

YOUR 21st CENTURY SCHOLARSHIP WILL ONLY COVER TUITION AND REQUIRED FEES, SO YOU SHOULD PLAN TO SAVE FOR ADDITIONAL COSTS.



Get started

1. LOG IN to ScholarTrack and select “Checklist” on the homepage.

2. CLICK “Watch ‘Paying for College 101.’”

Complete the requirement



<https://learnmoreindiana.org/scholars>

Other helpful activities

RESEARCH. Review additional resources and tools at LearnMoreIndiana.org/cost.

TALK WITH YOUR PARENTS OR GUARDIANS. Make sure you and your family understand the requirements for earning and keeping your 21st Century Scholarship and what your scholarship does and does not cover.

SAVE. Talk about how you and your family plan to save money for college and budget accordingly. Even a small contribution each month will make a difference. Consider opening a tax-free Indiana CollegeChoice 529 Direct Savings Plan, at CollegeChoiceDirect.com.

DO THE MATH. To calculate your college expenses, avoid student loan debt and learn more about financial resources, visit Collegescorecard.ed.gov. Make sure the college you’re looking at is an eligible college or university by checking this list: Scholars.IN.gov/eligible-colleges.

RESOURCES

School Counselors

The first people you can turn to for any help you may need are your school counselors.

Scholars.IN.gov

Website: <https://learnmoreindiana.org/scholars>

Phone: 888-528-4719

Email: Scholars@che.IN.gov

Regional Outreach Coordinators:

<https://learnmoreindiana.org/about-us/contact>

Learn More Indiana

Learn More Indiana has answers to your questions about planning, preparing and paying for college completion and career success. Visit

LearnMoreIndiana.org to get started.

Social Media

Follow us on social media for updates and post-high school education and career resources.



Facebook.com/LearnMoreIN



@LearnMoreIndiana



X.com/LearnMoreIN



YouTube.com/LearnMoreIN

FAQS

How do I maintain the Scholar Pledge and keep my scholarship?

See the 21st Century Scholar Pledge Requirements on page 2.

What should I do if I change schools or my contact information changes?

Log in to your ScholarTrack account and make the necessary changes so you do not miss notifications and updates from the 21st Century Scholars program.

Do I have to file the FAFSA every year in high school?

No. You must complete the FAFSA (Free Application for Federal Student Aid) during your last year of high school and each year (minus your last year) that you are to be enrolled in college.

If I graduate early, can I still use the 21st Century Scholarship?

Yes! If you plan to graduate early, notify your school counselor so they can inform the 21st Century Scholars program. You must complete all 12 SSP activities, including filing the FAFSA by April 15 of your last year in high school. If you plan to graduate early, learn about the Mitch Daniels Early Graduation Scholarship at learnmoreindiana.org/financial-aid/scholarships

Can I use my scholarship to pay for dual-credit classes while in high school?

No. The scholarship is only available once you have graduated high school.

If my GPA falls below 2.5 for a semester, will I lose the scholarship?

You are still eligible for your scholarship if your overall GPA is at least 2.5 on a 4-point scale at the time of your graduation.

Can I receive the scholarship if I complete a high school equivalency exam (GED or TASC) or complete home school?

No. You must receive at least a Core 40 diploma from an eligible high school recognized by the Indiana Department of Education.

What happens if I don't complete the SSP on time?

You must verify that you've completed all 12 SSP activities by June 30 of your graduation year. Your scholarship cannot be awarded until all activities are complete.

Am I still eligible for my scholarship if I take a gap year?

Yes, but you must be enrolled in a postsecondary education institution no later than a year after you graduate high school.



I PLEDGE to graduate with a minimum of a Core 40 diploma from a state-accredited Indiana high school. I will complete the Scholar Success Program in high school and in college that will help me stay on track for college and career success. I will achieve a cumulative high school GPA of at least 2.5 on a 4.0 scale. I will not use illegal drugs or alcohol or commit a crime or delinquent act. I will apply for admission to an eligible Indiana college my senior year and apply on time for student financial aid. I aim **TO SUCCEED.**

JULY/2023



INDIANA COMMISSION for
HIGHER EDUCATION