



SCHOLAR SUCCESS GUIDE GRADE 12

A program of the **Indiana Commission for Higher Education**



FREE RESOURCES FOR SCHOLAR PARENTS

YOU want the best for your child, so we've got your back.

Your Next Step is there to support Hoosiers like you. Whether you are ready to start a new career, looking to advance your education or skills, or are seeking basic financial aid help and support, we're here for you. Visit YourNextStepIN.org to get connected to:

- **Employment Opportunities**
- **Career Advice and Coaching**
- **Other support**

Looking for more education? You may qualify for the Adult Student Grant to go back to school part time, or you can earn a short-term certificate through the Workforce Ready Grant. The Workforce Ready Grant pays full tuition for short-term, high-value certificates in:

- **Advanced Manufacturing**
- **Building and Construction**
- **Health and Life Sciences**
- **Information Technology**
- **Business Services**
- **Transportation and Logistics**

To learn more about the Workforce Ready Grant and eligible programs, visit NextLevelJobs.org. To learn more about the Adult Student Grant, visit www.che.in.gov/adultstudentgrant.



12 PARENTS of Scholars

As a 21st Century Scholar, your child must successfully complete the Scholar Success Program.

What is the Scholar Success Program?

The Scholar Success Program (SSP) is a set of **12** activities for your child to complete in high school designed to prepare them for college and career success and keep them on track for their 21st Century Scholarship.

What is ScholarTrack?

ScholarTrack is the tool for Scholars to track completion of SSP activities. These activities must be completed and logged in by June 30 of your child's graduation year. Learn more about the SSP activities, and create a ScholarTrack account with your child using the QR code:

Visit ScholarTrack



<https://learnmoreindiana.org/scholars>

How can I help my Scholar?

Read through this guide with your Scholar and make a plan together for finishing this year's activities.

21st CENTURY SCHOLAR PLEDGE REQUIREMENTS

As a 21st Century Scholar, you have taken the Scholar Pledge to meet the following requirements:

- ✓ Complete the Scholar Success Program in high school and in college, which includes activities each year to help you stay on track for college and career success. The chart below shows the 12 activities that you must complete by high school graduation.
- ✓ Graduate from a state-accredited high school with a minimum of a Core 40 diploma and a cumulative grade point average (GPA) of at least 2.5 on a 4.0 scale.
- ✓ File the Free Application for Federal Student Aid (FAFSA) by April 15 as a high school senior and each year thereafter until you graduate from college.
- ✓ Apply to an eligible Indiana college as a high school senior, and enroll in college as a full-time student within one year of high school graduation.
- ✓ Maintain Satisfactory Academic Progress (SAP) standards established by your college.
- ✓ Complete 30 credit hours each year you are in college to stay on track toward earning your degree on time.
- ✓ Do not use illegal drugs, commit a crime or delinquent act or consume alcohol before reaching the legal drinking age.
- ✓ All grade-level activities must be completed by June 30 following the end of the school year.



The Scholar Success Program includes activities that will help you stay on track for college and career success.

GRADE	REQUIRED ACTIVITIES		
09	Create a Graduation Plan ¹	Participate in an Extracurricular or Service Activity	Watch “Paying for College 101”
10	Take a Career Interests Assessment	Get Workplace Experience ²	Watch “Estimate Your College Costs”
11	Visit a College Campus	Take a College Entrance Exam (ACT or SAT)	Search for Scholarships ³
12	Submit Your College Application	Watch “College Success 101”	File Your FAFSA

1. Plan should be updated annually to keep students on track for high school graduation and college admission.

2. Includes job shadowing, internship, part-time employment, interviewing a professional or related experience linked to a student’s career aspirations.

3. Includes any additional scholarship opportunities beyond the 21st Century Scholarship.

GRADE 12 CHECKLIST

What steps must you take now to achieve your goals?

In 12th grade, your SSP requirements will keep you on the right track as you finish your final year of high school!

On the next few pages, we'll walk you through each activity and provide additional resources to help you complete them successfully!



Submit your College Application

You won't be going to college if you don't apply to attend first. Here you'll choose the college you want to attend, get everything together for your application and apply!



Watch "College Success 101"

From explaining things like registering for classes and getting your books to how to get involved on campus, "College Success 101" can help you navigate the questions you might have about college life.



File your FAFSA

The FAFSA is how the federal government determines how much financial assistance you may be eligible for. You'll need to fill it out to receive any financial aid from your school, including your 21st Century Scholarship.

STAY ON TRACK WITH SCHOLARTRACK

ScholarTrack is an online tool that will guide you through the Scholar Success Program. You'll be able to manage your progress throughout high school and college and find resources to help you complete the requirements.

Keep your contact information updated

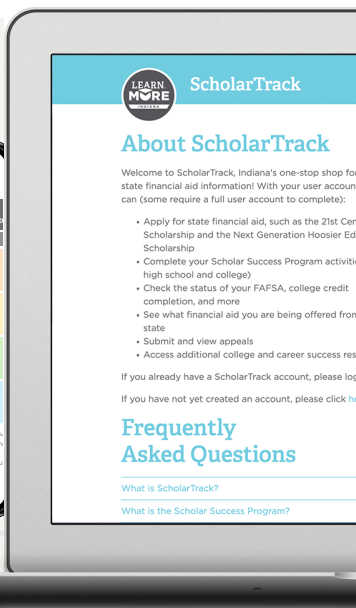
Each year, you will receive information and resources to help you stay on track. If your contact information changes or you change schools, log in to your ScholarTrack account and make the necessary updates.

Don't have a computer?

If you do not have a computer with internet access at home, use a computer at school, a public library, friend's house or talk to a parent or teacher/counselor for help finding internet access. ScholarTrack is also available on your smartphone.



GET STARTED ON SCHOLARTRACK



ScholarTrack.IN.gov

GET STARTED

Go to ScholarTrack.IN.gov. Register for an account and select “I am a student.” Students should be ready to enter their name, date of birth, email address and Social Security Number (SSN), Student Testing Number (STN), or Scholar ID.

CREATE AN ACCOUNT

Students can create a full or limited account.

1. Full account – Requires a SSN or STN and allows full ScholarTrack access.
2. Limited account – Requires a Scholar ID and grants access to log SSP activities. You can upgrade to a full account at any time.

START TRACKING

Check your email to make your password. From the dashboard, select “Checklist,” and then click on “12th Grade.”

12 Submit your College Application

Applying to a prospective school is one of the biggest steps you'll take to achieve your career goals.

Where should I start?

To start, you should create a short list of schools you want to attend.

- 1. Make** a list of application deadlines and requirements for each school you are interested in attending.
- 2. Meet** with your school counselor to ensure you have met all the admissions requirements. Also, if you took AP or dual credit courses, talk to your counselor and visit TransferIN.net to learn how those will transfer.

The Application

While college applications vary, most have similar requirements. Below is a list of basic application requirements, but make sure to check with your specific school's needs.

BASIC INFORMATION. This includes things like your name, address, phone number and your parent or guardian's information.


OFFICAL TRANSCRIPT. You can request this from your school counselor or electronically for free using Parchment (exchange.parchment.com).

LETTERS OF RECOMMENDATION. These may be from teachers, coaches, mentors or other adults in your life.

STANDARDIZED TEST SCORES. Depending on the school you are applying to, you may be asked to submit ACT or SAT scores.

ESSAY, PERSONAL STATEMENT OR WRITING

SAMPLE. Your writing is one way for college admissions staff to get to know you personally.



Get started

- 1. LOG IN** to your ScholarTrack account at **ScholarTrack.IN.gov** and select “Checklist” on the homepage.
- 2. CLICK** “Submit Your College Application” and preview the questions you’ll need to answer about your activity.
- 3. APPLY** to your list of interested schools. Any time during the process, talk to your parent/guardian, counselor or school’s admission department if you have any questions.
- 4. RETURN** to ScholarTrack and follow steps 1 and 2 to submit your answers after your campus visit.

Complete the requirement



<https://learnmoreindiana.org/scholars>

Additional resources to help submit your college application



Applying to Schools

<https://learnmoreindiana.org/college/applying-to-schools/>



Tips for Writing an Effective Application Essay

<https://bigfuture.collegeboard.org/plan-for-college/your-college-application/write-your-essay/tips-for-writing-an-effective-application-essay>

12 Watch “College Success 101”

“College Success 101” prepares you for college – showing how you can succeed academically and get the most out of campus life.

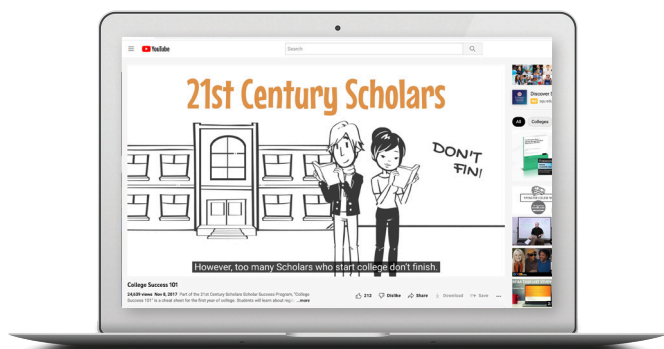
What are examples of ways I can be successful in college?

TAKE A FULL SEMESTER OF CLASSES. You must complete 30 credit hours per academic year to remain eligible for your 21st Century Scholarship. Talk with your academic advisor for more information.

EXPLORE FIRST-YEAR PROGRAMS. These programs help new students settle into campus life and have meaningful college experiences.

GET INVOLVED ON CAMPUS. Joining a club, volunteering or finding an on-campus job are ways to meet new people and stay connected.

TAKE ADVANTAGE OF ON-CAMPUS RESOURCES. Schools have a variety of resources students can use. Speak to your school’s admission representative to learn more about the resources available to you!



Get started

1. **LOG IN** to your ScholarTrack account at **ScholarTrack.IN.gov** and select “Checklist” on the homepage.
2. **CLICK** “Watch ‘College Success 101.’”

Complete the requirement



<https://learnmoreindiana.org/scholars>



After watching “College Success 101”

Talk to your school counselor or teachers if you have any questions about transitioning to college or being successful in college. You can also contact staff at your college or university you plan on attending.

12 File your FAFSA

Filing your FAFSA makes you eligible to receive your 21st Century Scholarship and other state, federal or college aid.

When does the FAFSA need to be completed?

When the FAFSA opens, you have until April 15 to complete it. The FAFSA must be completed to be eligible for Indiana state financial aid, including your 21st Century Scholarship. Remember that some colleges set financial aid deadlines earlier than **April 15**. Check with the financial aid offices at the schools you apply to for deadline information.

Getting everything ready

The FAFSA takes less than an hour to fill out. Having all the information and documents you'll need ready will help make the process as smooth and efficient as possible.



Getting your FSA ID (Parent and Student)

<https://studentaid.gov/apply-for-aid/fafsa/filling-out>



Documents needed to file the FAFSA

<https://studentaid.gov/apply-for-aid/fafsa/filling-out#gathering-the-documents-needed-to-apply>



Guide to filling out the FAFSA

<https://studentaid.gov/apply-for-aid/fafsa/filling-out#getting-help>

Get started

1. **LOG IN** to your ScholarTrack account at **ScholarTrack.IN.gov** and select “Checklist” on the homepage.
2. **CLICK** on “File your FAFSA” and preview the questions you’ll need to answer about your activity.
3. **FILE** your FAFSA by visiting <https://studentaid.gov/h/apply-for-aid/fafsa>. Remember, you and your parent/guardian have sections to fill out.
4. **RETURN** and follow steps 1 and 2 to submit your answers after completing your FAFSA.

Complete the requirement



<https://learnmoreindiana.org/scholars>

Need help with your FAFSA?

Never pay for help! There are free resources available to help you complete your FAFSA.

Talk to your school counselor about school financial aid nights and FAFSA events.

INvestED offers help filling out the FAFSA to any Hoosier family - Visit [INvestEdIndiana.org](https://investedindiana.org)

FAFSA On the Web offers walk-through guides and worksheets to help you through the process - Visit <https://studentaid.gov/apply-for-aid/fafsa/filling-out#getting-help>

Contact 21st Century Scholars Financial Aid Support Staff

Phone: 888-528-4719 | Email: Scholars@che.IN.gov

RESOURCES

School Counselors

The first people you can turn to for any help you may need are your school counselors.

Scholars.IN.gov

Website: <https://learnmoreindiana.org/scholars>

Phone: 888-528-4719

Email: Scholars@che.IN.gov

Regional Outreach Coordinators:

<https://learnmoreindiana.org/about-us/contact>

Learn More Indiana

Learn More Indiana has answers to your questions about planning, preparing and paying for college completion and career success. Visit

LearnMoreIndiana.org to get started.

Social Media

Follow us on social media for updates and post-high school education and career resources.



Facebook.com/LearnMoreIN



@LearnMoreIndiana



X.com/LearnMoreIN



YouTube.com/LearnMoreIN

FAQS

How do I maintain the Scholar Pledge and keep my scholarship?

See the 21st Century Scholar Pledge Requirements on page 2.

What should I do if I change schools or my contact information changes?

Log in to your ScholarTrack account and make the necessary changes so you do not miss notifications and updates from the 21st Century Scholars program.

Do I have to file the FAFSA every year in high school?

No. You must complete the FAFSA (Free Application for Federal Student Aid) during your last year of high school and each year (minus your last year) that you are to be enrolled in college.

If I graduate early, can I still use the 21st Century Scholarship?

Yes! If you plan to graduate early, notify your school counselor so they can inform the 21st Century Scholars program. You must complete all 12 SSP activities, including filing the FAFSA by April 15 of your last year in high school. If you plan to graduate early, learn about the Mitch Daniels Early Graduation Scholarship at learnmoreindiana.org/financial-aid/scholarships

Can I use my scholarship to pay for dual-credit classes while in high school?

No. The scholarship is only available once you have graduated high school.

If my GPA falls below 2.5 for a semester, will I lose the scholarship?

You are still eligible for your scholarship if your overall GPA is at least 2.5 on a 4-point scale at the time of your graduation.

Can I receive the scholarship if I complete a high school equivalency exam (GED or TASC) or complete home school?


No. You must receive at least a Core 40 diploma from an eligible high school recognized by the Indiana Department of Education.

What happens if I don't complete the SSP on time?

You must verify that you've completed all 12 SSP activities by June 30 of your graduation year. Your scholarship cannot be awarded until all activities are complete.

Am I still eligible for my scholarship if I take a gap year?

Yes, but you must be enrolled in a postsecondary education institution no later than a year after you graduate high school.



I PLEDGE to graduate with a minimum of a Core 40 diploma from a state-accredited Indiana high school. I will complete the Scholar Success Program in high school and in college that will help me stay on track for college and career success. I will achieve a cumulative high school GPA of at least 2.5 on a 4.0 scale. I will not use illegal drugs or alcohol or commit a crime or delinquent act. I will apply for admission to an eligible Indiana college my senior year and apply on time for student financial aid. I aim **TO SUCCEED.**

JULY/2023



INDIANA COMMISSION for
HIGHER EDUCATION